




Week 4 (25th – 29th Jan) Remote Learning Overview

| Harris Burdick | | |
|-----------------------|--------------------|--------------------|
| Curiosity | Imagination | Aspirations |

Narrative Immersion

Our curiosity continues as we take a closer look at some of the other drawings Burdick left behind. We will be using these drawings to help us with our writing. What do you think is the story behind these illustrations?



English

We have finished writing our narratives and because we have edited them as we have been going along, we are sure enough ready to publish them! The staff are so excited to read each and every one of your stories – we are already so impressed by what we have heard!

This week, we are going to be delving into suspense texts. What is the secret to writing a good suspense text?

Once we have built our success criteria, we will plan and begin to write our own suspense text.

I think one of the appeals of suspense is to safely explore our innermost fears




Reading

We are looking at an extract from the book 'Skellig' to help with our writing. This will help us to write our next piece of writing based on suspense and tension.

We will be focusing on a section of Chapter 1, and considering how the author is creating suspense.

We will then home in on some effective pieces of vocabulary, such as shoved, pale, ancient, quay and mind's eye. As always, we will conclude the week with VIPERS questions to test our understanding of the text.



Maths

Session 1 – WALT: use mental maths skills

Session 2 – WALT: find the area of compound shapes

Session 3 – WALT: solve perimeter and area problems

Session 4 – WALT: solve perimeter and area problems


Remember Year 6, to be successful...

Labelling your shape is key!

These two shapes have the **same** perimeter.

Regular **pentagon**

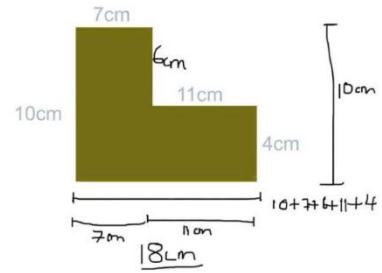
square



Not actual size

The length of each side of the **pentagon** is **8 centimetres**.

Calculate the area of the **square**.




Spelling – Unit 11

We are continuing to explore words ending in 'tious'.

For example, cautious, infectious, nutritious, ambitious and superstitious

Class Read

Bod (otherwise known as Nobody) is settling into his new life in the graveyard. With support from the graveyard folk, he is beginning to learn to read letters. His new, mysterious friend, Scarlett, shows an interest in Bod, so let's read on and find out what happens next...



Art

Last week, we started to investigate what one-point perspectives are. Inspired by the drawing on the front of our narrative book, and the love for landscapes that our artist Turner had, we have outlined our disappearing train tracks, and are looking forward

to add tone and detail to our pieces this week.




Well-Being

After discussing the importance of routines, we will now focus on how we respond to changes in our life, and how we can turn negative thoughts into positive ones! Online safety is crucial, especially in our current situation, so we will also discuss how to keep ourselves happy online.

Generosity

Thinking of others can sometimes bring the greatest rewards of all.

Wish



Collective Worship

We absolutely love our reflection time, as it gives us the opportunity to read for pleasure AND consider how we can make a difference.

Art project

An exciting Art Project is to be launched this Friday by Miss Ryan. Watch this space...

